

COMPUTER
HOLIDAY HOMEWORK

Q1. Who am I

1. I look like a notebook, who am I
2. I fit properly on the top of your desk, who am I
3. You can keep me inside your pocket. Who am I
4. You can make a call using me, who am I.....
5. I can freeze icecream inside me.....
6. I wash your clothes.....
7. I cut your pages.....
8. You come to school on me.....,
- 9 I calculate your sums.....
10. You can type using me.....

Q2. Fill in the blanks using the words given in the box

1. A computer works very.....
2. A computer saves our.....
3. A computer never gets.....
4. A computer never makes
5. Machines makes our work
6. A computer runs on
7. A.....is a machine that helps us to solve sums.
8. Machines works on the instructions given by the.....

Q3. Rearrange the following words using hints

1. Sun is a ANUTARL thing.
2. Television works on. CTIYELETRIC
3. Machines are made by. MANHUS
4. Goat is a LVIING thing.
5. Computer is a smart MEACHNI

Q4. State the following statements as TRUE or FALSE.

1. An Apple is a man-made thing.
2. A desktop can be easily carried.
3. You can call using a smart phone.
4. Computer can do things on its own.
5. Humans never get tired.

English Worksheet

A. Underline the Noun.

1. The girl is reading a book in the park.
2. My father drives a blue car.
3. The teacher gave us homework.
4. A bird is sitting on the tree.
5. Riya has a pet dog named Bruno.

B. Write the Opposites

Write the opposite word for each underlined word in the sentence.

1. This chair is hard. → _____
2. I am feeling sad. → _____
3. The water is hot. → _____
4. Rahul is a tall boy. → _____
5. We walked fast to the gate. → _____

C. Choose the Correct Article (A, An,

The) Write the correct article in the blanks.

1. I ate ____ banana for breakfast.
2. She found ____ egg in the basket.
3. ____ moon is shining brightly.
4. He saw ____ owl in the tree.
5.umbrella is in the bag.

1.

B. _


C. Alphabetical Order

Arrange the following groups of words in alphabetical order.

1. Mango, Apple, Banana, Cherry

2. Zebra, Lion, Tiger, Bear

D. Describe the given picture in 5-6 lines.



E. Write a composition on -

1. MY TEACHER

2. MYSELF

Science

PracticeWorksheet 1

I. Fill in the appropriate group with the right word:



see	smell	hear	taste	touch
-----	-----	-----	-----	-----
-----	-----	-----	-----	-----
-----	-----	-----	-----	-----
-----	-----	-----	-----	-----
-----	-----	-----	-----	-----

radio
perfume
gasoline
clouds
chocolate

fur
bird
voice
picture
velvet

flower
apple
feather
photo
spices

pickles
song
smoke
sunset
silk

cheese
bark
cry
soap
satin

II. Use the right verb for each sentence:

smell

touch

see

taste

hear

1. I can.....silk with my hands.



2. I can.....children playing with the ball.



3. I can.....sweet chocolate.



4. I can.....my mother's voice from the kitchen.



5. I can.....smoke in the house.



Science

Practice Worksheet 2

Q1. What is neighbourhood?

A1. _____

Q2. Who are neighbours?

A2. _____

Q3. What are sense organs?

A3. _____

Q4. How many sense organs do we have ?

A4. _____

Q5. Give two examples of each –

a. Sweet in taste – _____ , _____

b. Sour in taste –. _____ , _____

c. Bitter in taste – _____ , _____











d. Salty in taste - _____ , _____

e. Spicy in taste - _____ , _____

General Knowledge

Practice Worksheet 1

A. Fill in the blanks with the help of the given pictures.

1. Cut your  _____ once a week.
2.  _____ your teeth twice a day.
3. Take a  _____ every day
4. Clean your  _____ with a clean handkerchief.
5. Do  _____ daily.
6. Always drink clean  _____ .
7. Wash your  _____ before and after meals.
8. Comb your  _____ properly.
9. Wash  _____ and  _____
before eating

G.K

Practice worksheet 2

- A. A vegetable that ends with the flower - _____
- B. A vegetable that ends with a body part - _____
- C. Monkeys favourite fruit - _____
- D. Another name of capsicum - _____
- E. An orange coloured fruit - _____
- F. Red coloured fruits - _____
- G. A big green fruit from outside and red from inside -

- H. The king of fruits – _____
- I. The national flower of India - _____
- J. I rhyme with lip - _____
- K. The flower that ends in y - _____
- L. A flower that faces the sun - _____
- M. Two red coloured flowers – _____
- N. I rhyme with gold - _____

ग्रीष्म कालीन गृहकार्य

कक्षा –एक

विषय – हिन्दी (2025–26)

आलोक – स्वच्छता का विशेष ध्यान दें।

समस्त कार्य हिन्दी की नई पुस्तिका (कॉपी) में करें।

- ग्रीष्मकालीन पाँच सब्जियों के नाम लिखें व चित्र चिपकाइएँ।
- ग्रीष्मकालीन पाँच फलों के नाम लिखें व चित्र चिपकाइएँ।
- पाँच इमारतों के नाम लिखें व चित्र चिपकाइएँ।
- अपने घर के पास के बगीचे से दस अलग-अलग तरह की पत्तियाँ लाकर चिपकाइएँ और उनके नाम लिखिए।
- नवीन पल्लव पुस्तक में पेज नं० 66 व 67 बारह खड़ी लिखकर उनका अभ्यास करिए।

ST. MARY'S CONVENT HIGH SCHOOL

CLASS-1

REVISION SHEET-1

NAME- _____

Date :- _____

I. Write the number names

a. 13 - _____

d. 7 - _____

b. 20 - _____

e. 9 - _____

c. 18 - _____

f. 14 - _____

II. Fill in the number which comes before, between, or between the number given below

a. 82 _____ 84

e. _____ 71

b. _____ 100

f. 39 _____

c. 65 _____

g. 17 _____ 19

d. 50 _____ 52

h. _____ 27

III. Put ">, < or ="

a. 75 57

d. 60 60

b. 85 89

e. 46 39

c. 17 28

f. 46 46

IV. Ring the greatest number

a. 78 89 35 90

b. 41 21 71 61

c. 98 85 23 46

V. Ring the smallest Number

a. 100 99 66 55

b. 63 75 92 86

c. 37 39 32 31

VI. Arrange in ascending order

a. 64 , 36 , 55 , 15

a. _____

b. 40 , 82 , 27 , 38

b. _____

VII. Arrange in descending order

a. 37 , 21 , 40 , 59

a. _____

b. 82 , 97 , 43 , 65

b. _____

VIII. Write in expanded form

HTO

a. 563 _____

b. 650 _____

c. 209 _____

IX. Write in compact form

v a. $200 + 20 + 9 =$ _____

b. $400 + 00 + 7 =$ _____

c. $900 + 60 + 0 =$ _____

X. Write the place value and face value of the underlined digit

HTO value	Place value	Face
a. 6 <u>7</u> 1	_____	_____
b. 98 <u>5</u>	_____	_____
c. <u>2</u> 70	_____	_____
d. 96 <u>4</u>	_____	_____
e. 80 <u>2</u>	_____	_____

XI. Complete the series

a. 65 , 66 , 67 , _____ , _____ , _____

b. 23 , 24 , 25 , _____ , _____ , _____

c. 197 , 198 , 199 , _____ , _____ , _____

d. 231 , 232 , 233 , _____ , _____ , _____

XII. Mixed Bag

1. The number that comes just before 81 is _____

2. Which is smaller, 76 or 82? _____

3. The number between 59 and 61 is _____

4. The place value of 3 in 236 is _____

5. Which is the greatest number 23 or 69? _____





6. What will be the expanded form of 397? _____

REVISION SHEET-2









NAME- _____

Date :- _____

I. Follow the patterns and complete the series

- a) 2, 4, 6, 8, _____, _____, _____
- b)     , _____ , _____ , _____
- c) 40, 50, 60, 70, _____ , _____ , _____
- d) R, M, P, R, _____ , _____ , _____
- e) 82, 83, 84, 85, _____ , _____ , _____
- f) 5, 10, 15, 20, _____ , _____ , _____
- g) A, B, A, B, _____ , _____ , _____

II. Look at the pattern and draw the next three in row

○ ○ △ ○ ○ △	○ ○ △
A ▷ ▽ ◁ A ▷ ▽ ◁	
↑ ↓ ↑ ↓	
☾ ☆ ☆ ☆ ☾ ☆ ☆ ☆	
       	
<div style="display: inline-block; border: 1px solid black; padding: 2px;">••</div> <div style="display: inline-block; border: 1px solid black; padding: 2px;">••</div> <div style="display: inline-block; border: 1px solid black; padding: 2px;">•</div> <div style="display: inline-block; border: 1px solid black; padding: 2px;">••</div> <div style="display: inline-block; border: 1px solid black; padding: 2px;">••</div> <div style="display: inline-block; border: 1px solid black; padding: 2px;">•</div>	

III. Tables

Table of 2	Table of 3	Table of 4	Table of 5
2 X 1 =	3 X 1 =	4 X 1 =	5 X 1 =
2 X 2 =	3 X 2 =	4 X 2 =	5 X 2 =
2 X 3 =	3 X 3 =	4 X 3 =	5 X 3 =
2 X 4 =	3 X 4 =	4 X 4 =	5 X 4 =
2 X 5 =	3 X 5 =	4 X 5 =	5 X 5 =
2 X 6 =	3 X 6 =	4 X 6 =	5 X 6 =
2 X 7 =	3 X 7 =	4 X 7 =	5 X 7 =
2 X 8 =	3 X 8 =	4 X 8 =	5 X 8 =
2 X 9 =	3 X 9 =	4 X 9 =	5 X 9 =
2 X 10 =	3 X 10 =	4 X 10 =	5 X 10 =

IV. Table Dodging


3 x 9 =	2 x 9 =
5 x 4 =	4 x 7 =
2 x 7 =	5 x 9 =
4 x 6 =	3 x 3 =
3 x 8 =	4 x 8 =
5 x 6 =	2 x 4 =











































REVISION SHEET-3

NAME- _____

Date :- _____

- I. The chart given below shows the number of birthday of students if class 1 falling in different month of the year. Fill in the blanks after observing the chart

Each  representing one student

Month	Number of students
January	   
February	  
March	      
April	 
May	   
June	     
July	
August	     
September	    
October	
November	 
December	 

1. How many students are there in the class? _____
2. In which month do maximum number of children have their birthdays

3. How many students celebrate their birthdays in the month of April ?

4. Which month has only one birthday celebration ? _____
5. Is there any month that has no birthday celebration? _____
6. In which month do three children have their birthdays ? _____

II.



Observe the picture drawn above and complete the table

S. NO.	Person	Number
1	Children	
2	Boys	
3	Girls	
4	Girls without caps	
5	No. of Ballons	
6	No. of Caps	

ROOMS IN THE HOUSE

L _ V _ N _



© Can Stock Photo

R _ _ M

BE _ R _ _ M



K _ _ C _ N



G _ R A _ _



D _ N _ N _

R _ _ M



T _ R R _ _ E



BA _ HR _ _ M



G _ R _ E _





Months of the Year

Read each clue and write the answer.

January

February

March

April

May

June

July

August

September

October

November

December

1. The last month of the year _____
2. The month before the last month of the year _____
3. Month before July _____
4. The month in which you summer vacation starts _____
5. The month in which you were born _____
6. Month between April and June _____
7. The month before November _____
8. The month before the last month of the year _____
9. The month with the least number of days _____
10. The month in which Mahatma Gandhi was born _____

Name: _____

Pick the Blend

Chose the correct blend to complete the word:

dr

fr

tr

br

cr



____og



____uck



____um



____ush



____unk



____op



____uit



____ink



____ab



____ee